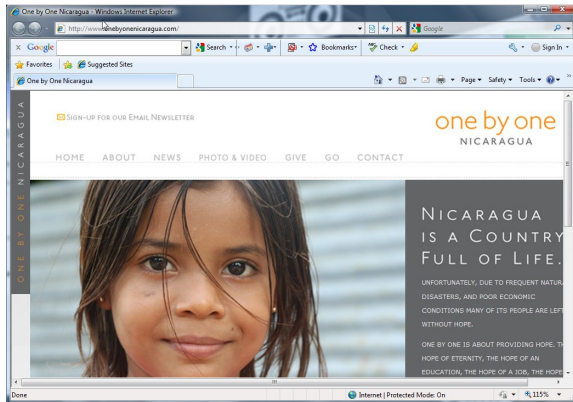


one by one

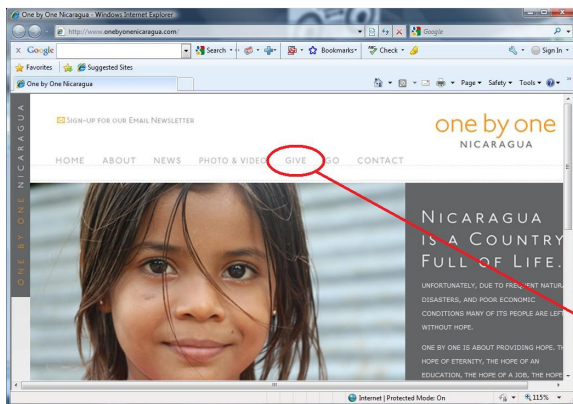
NICARAGUA

Online Giving Walkthrough

In your Internet Explorer or internet browser. Type in the address www.onebyonenicaragua.com to bring you to One by One's website

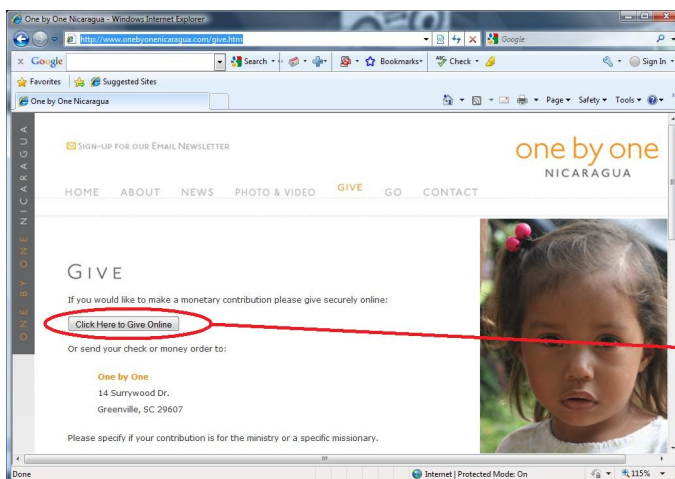


Click **GIVE**



Click [Click Here to Give Online](#)

If a box doesn't open, press and hold the **CTRL** key on your keyboard and Click [Click Here to Give Online](#) again



one by one

NICARAGUA

Online Giving Walkthrough

one by one
NICARAGUA

Login

User Name (email address):

Password:

Login

First Time? Forgot Password

Click [First Time?](#)

one by one
NICARAGUA

First Time?

If this is your first time giving online, simply fill in your basic information below. Then next time, you'll get to skip this step!

First Name:

Last Name:

Address Line 1:

Address Line 2:

City, State / Zip: SC

Phone Number:

Email Address:


Password:

Confirm Password:

Note: Your email address will become your user name when you sign in. This email address will also receive confirmations.

Submit

Type in your First Name, Last Name, Address, and City

Select your State by clicking the  to the right of SC and click on your State

Type in your email address, and password. Type your password again in the Confirm Password box.

one by one

NICARAGUA

Online Giving Walkthrough

One by One - Windows Internet Explorer
https://app.easytithethe.com/g/nu/

one by one
NICARAGUA

First Time? Login

If this is your first time giving online, simply fill in your basic information below. Then next time, you'll get to skip this step!

First Name:

Last Name:

Address Line 1:

Address Line 2:

City, State / Zip: /

Phone Number:

Email Address:

Password:

Confirm Password:

Note: Your email address will become your user name when you sign in. This email address will also receive confirmations.

Click



One by One - Windows Internet Explorer
https://app.easytithethe.com/g/h/

one by one
NICARAGUA

GIVE NOW **SCHEDULED GIVING** VIEW HISTORY

Test User Log Out

Choose a Fund:

Amount: \$

Card Information

Card Type:

Card Number:

Card Expiration: / (month / year)

Card Code: (What's This?)

Card Holder Information

Name on Card:

Billing Address: (street address)

Zip Code:

Click on the



tab

Online Giving Walkthrough

Click the ▼ to the right of Choose a Fund to select the Fund to support.

Type in the amount

Click the ▼ to the right of Frequency to select the when you want the money to come out of your account.

Click the ▼ to the right of Number of Installments to select how long to take money out of your account. The Maximum is 60 times or 5 years

Click the ▼ to the right of Card Type to select the kind of Card you have.

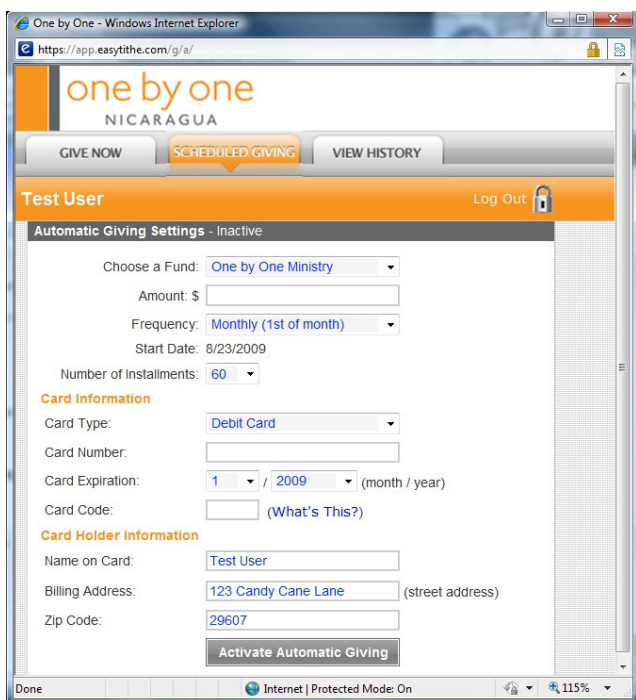
Type in your Card Number making sure not to put in spaces or dashes, numbers only.

Click the ▼ to the right of Card Expiration Month and Year to select the expiration date of your card.

Type in the Card Code located on the



back of your card.



one by one

NICARAGUA

Online Giving Walkthrough

one by one
NICARAGUA

GIVE NOW SCHEDULED GIVING VIEW HISTORY

Test User Log Out

Automatic Giving Settings - Inactive

Choose a Fund: One by One Ministry

Amount: \$ 50.00

Frequency: Monthly (16th of month)

Start Date: 8/23/2009

Number of Installments: 60

Card Information

Card Type: Debit Card

Card Number: 1234567890123456

Card Expiration: 2 / 2016 (month / year)

Card Code: 123 (What's This?)

Card Holder Information

Name on Card: Test User

Billing Address: 123 Candy Cane Lane (street address)

Zip Code: 29607

Activate Automatic Giving

Click

Activate Automatic Giving

one by one
NICARAGUA

GIVE NOW SCHEDULED GIVING VIEW HISTORY

Test User Log Out

Automatic Giving Settings - Active

Choose a Fund: One by One Ministry

Amount: \$ 50

Frequency: Monthly (16th of month)

Start Date: 8/23/2009

Number of Installments: 60 (60 left)

Card Information

Card Number: xxxx-3456

Card Expiration: 02 / 16

Card Holder Information

Name on Card: Test User

Billing Address: 123 Candy Cane Lane (street address)

Zip Code: 29607

Deactivate Schedule

Click here to add an additional Automatic Giving schedule.

That's it your done, Click

Log Out